



Garage doors

Hinged garage doors



- doors are made from galvanized enclosed profiles
- casing made from galvanized sheet steel which is subsequently painted
- doors can be uninsulated/insulated with polystyrene 30 mm thick overlaid inside with a PVC panel
- filling available in twelve variants
- colour scheme: dark-brown, black, copper brown, green, burgundy red, silver, anthracite, white
- colour scheme for a fee: golden oak, walnut
- automatic drive available for all doors

NOVUM standardised hinged door

Standard colours: RAL 7016 (anthracite), RAL 8014 (brown), RAL 8017 (dark-brown), RAL 9016 (white)

Casing: vertical, sheet steel T10

Insulation: NO

dimension (mm)		
2380 × 1990	2480 × 1990	2580 × 1990
2380 × 2090	2480 × 2090	2580 × 2090

+ another 8 sizes

PROGRESS standardised hinged door

Standard colours: RAL 6005 (green), RAL 7035 (light-grey), RAL 7016 (anthracite), RAL 8014 (brown), RAL 8017 (dark-brown), RAL 9006 (silver), RAL 9016 (white), golden oak, walnut

Casing: vertical, sheet steel T10

Insulation: YES (585 CZK excluding VAT/m²)

dimension (mm)	
2380 × 2150	2580 × 2090
2980 × 2230	

+ another 16 sizes

KOMFORT + SELECT special hinged door

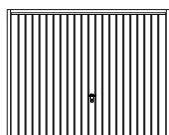
Standard colours: RAL 6005 (green), RAL 7035 (light-grey), RAL 7016 (anthracite), RAL 8014 (brown), RAL 8017 (dark-brown), RAL 9006 (silver), RAL 9016 (white), golden oak, walnut + other RAL colours

Other RAL colour schemes for a fee (+ 675 CZK excluding VAT/m²).


Casing: if possible, see illustration below

Insulation: YES (585 CZK excluding VAT/m²)

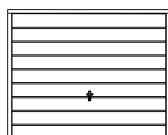
Hinged doors can be made to order in sizes up to 4000 × 2700 mm.



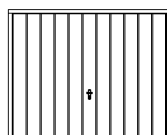
Vertical shallow



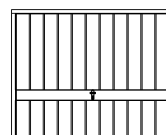
Sample 1
Horizontal shallow




Sample 2
Horizontal deep



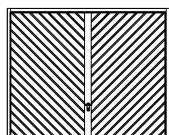
Sample 4
Vertical deep



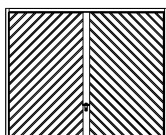
Sample 5
Vertical deep with strip




Sample 3
Horizontal deep with strip




Sample 6




Sample 7




Sample 20



Sample 30



Sample 40



Sample 50

Double garage doors

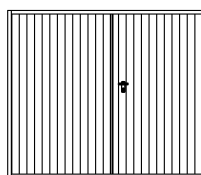


- door casing made from galvanized sheet steel which is subsequently painted
- doors can be uninsulated/insulated with polystyrene 30 mm thick with a PVC overlay panel
- filling available in six variants
- colour scheme: dark-brown, black, copper brown, green, burgundy red, silver, anthracite, white
- other RAL colour schemes for a fee (+ 675 CZK excluding VAT/m²)
- colour scheme for a fee: golden oak, walnut (+ 552 CZK excluding VAT/m²)
- insulation + 675 CZK excluding VAT/m²
- garage doors available in single-door version

Single and double doors

Standard colours: RAL 6005 (green), RAL 7016 (anthracite), RAL 7035 (light-grey), RAL 8014 (brown), RAL 8017 (dark-brown), RAL 9006 (silver), RAL 9016 (white), golden oak, walnut

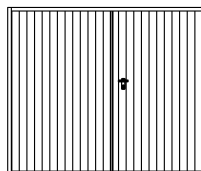
height (mm)	uninsulated	
	width 2400 mm	width 2600 mm
2000	✓	✓
2200	✓	✓
2400	✓	✓



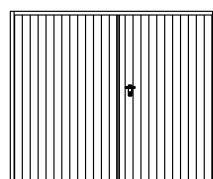
Single and double doors

Standard colours: golden oak, walnut


height (mm)	uninsulated	
	width 2400 mm	width 2600 mm
2000	✓	✓
2200	✓	✓
2400	✓	✓



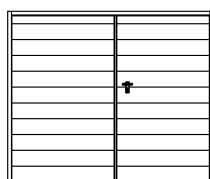
Single and double doors can be made to order in sizes up to 5000 × 4000 mm.



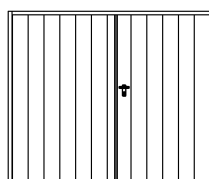
Vertical shallow




Sample 1
Horizontal shallow




Sample 2
Horizontal deep



Sample 4
Vertical deep



Sample 6
Oblique „SV“




Sample 7
Oblique „SA“

Segmented garage doors



- door casing made from galvanized sheet steel which is subsequently painted
- doors are always insulated with polyurethane 40 mm thick ($U_k = 1.00 \text{ W/m}^2 \times K$)
- filling in four panel surface structure variants: WOODGRAIN (wood structure), SMOOTHGRAIN (smooth structure with micro-indents), SANDGRAIN (smooth structure with micro-indents), SILKLINE (smooth surface)
- colour scheme: RAL + imitation wood option
- six types of spring and guide rail design
- supplied with manual control as standard; version with drive for a fee

UNITHERM DOOR – for passive buildings ($U_k = 0.79 \text{ W/m}^2 \times K$)



Horizontal shallow

Horizontal deep

without prolises

Prolis V

Cassette presses

Roller garage doors

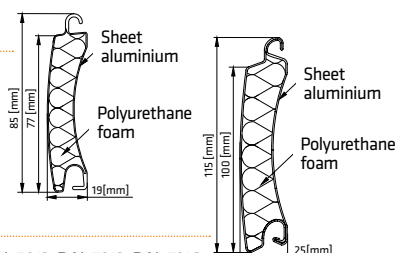


Roller garage doors are designed for use in private buildings and farm premises. Door rollers are made from aluminium profiles filled with CFC-free polyurethane foam. The roller winds onto a steel winding shaft located on a beam inside the room. The vertical guide rails are aluminium, painted with powder paint. Standard doors are fitted with an electric drive, an internal keypad switch and an external key switch, and an emergency opening handle. As standard doors are fitted behind the opening (inside the room).

- standard design with drive, cannot be manually controlled

AW 77 profile

RAL 5012, RAL 7016, RAL 7040, RAL 8014, RAL 8019, RAL 9010, RAL 3003, RAL 6005, RAL 6009, RAL 9006, RAL 7038, golden oak, dark oak.



AW 100 profile

RAL 3000, RAL 5010, RAL 5012, RAL 7012, RAL 7016, RAL 8014, RAL 8019, RAL 9006, RAL 9007, RAL 9010.